

# MAX232 RS232 to TTL Converter Board

( Fully assembled and tested )



Work with 5V and 3.3V Power

This converter provides two way RS232 serial communications signal conversion between the TTL (Transistor Transistor Logic) output to and from a personal computer RS232 serial COM port.

This converter can be used on any Micro controller - PIC, Atmel or other which has TTL serial communications that needs to be converted to RS232.

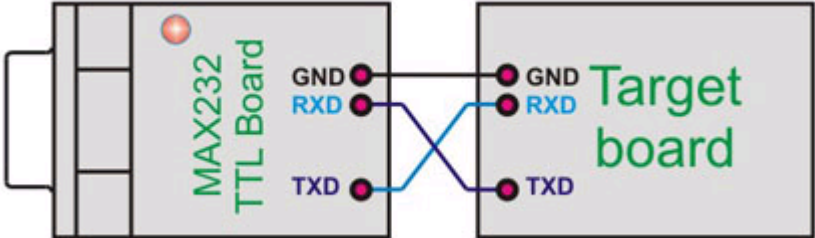
The 3 pin jumper selects power from the PC or an external power source.

Dimensions :  
32 mm x 50 mm

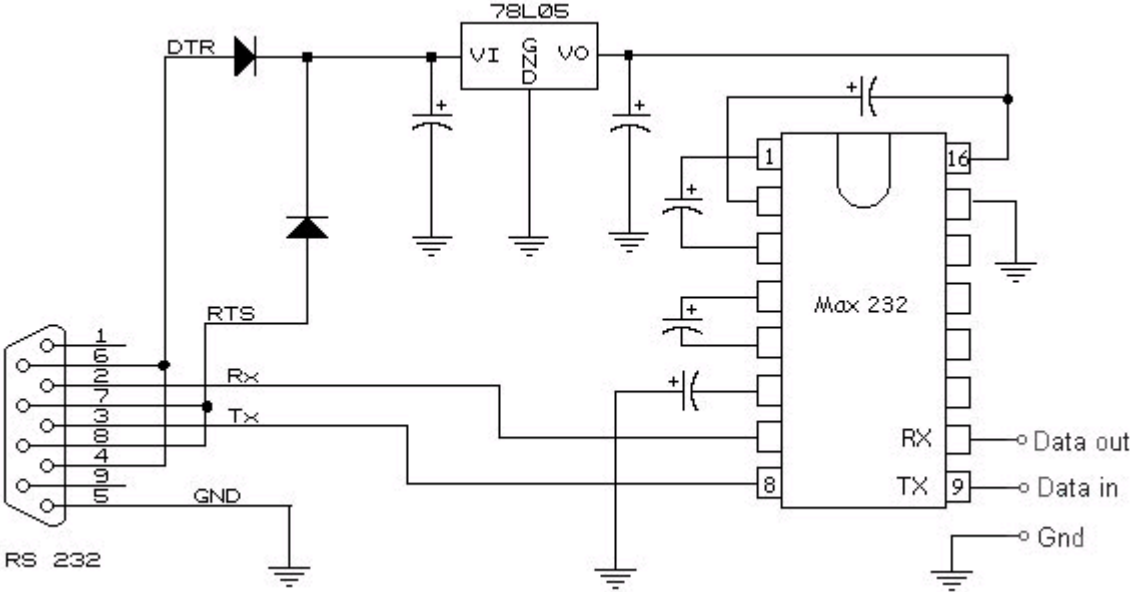
JUMPER information :  
POSITION 2-3 : board will use power from PC serial port +5V  
POSITION 1-2 : board will use External Power +3.3V or +5V

PLEASE NOTE :  
If you use External Power on Vcc this must NOT exceed +5 VOLTS and the JUMPER must be removed.


When you want to use the MAX232 you have to connect the RX to the TX of the device, and the TX of the MAX232 to the RX of the device. The only way to make the MAX works, the lines between the device and the MAX must be crossed.



SCHEME



Example :  
Board connected to PIC project via HyperTerminal



```
19200 - HyperTerminal
File Edit View Call Transfer Help
[Icons]
Ch0: 0.024 (3.26)Sending AD reading: 99
Ch0: 0.023 (3.06)Sending AD reading: 95
Ch0: 0.022 (2.98)Sending AD reading: 97
Ch0: 0.023 (3.02)Sending AD reading: 9F
```